



Creative North Carolina Measures

National research documents how much North Carolina’s rich cultural heritage contributes — to both our quality of life and economic stability. **When communities have a strong arts presence, people want to live in, work in and visit those places.** The number of jobs in the creative workforce and their contribution to the economy provide benchmarks for communities seeking to build on their unique assets.

The North Carolina Arts Council is charged by statute with *“promoting the maximum opportunity for people to experience and enjoy the arts, providing assistance to local organizations and the community.”* **Organizations and artists supported by the North Carolina Arts Council create vibrant communities.**

Our research demonstrates the “creative class” theory that people are drawn to these *SmART* communities:

- Counties with higher proportions of workers in creative occupations are more likely to retain current residents and attract new ones.
- The presence of creative workers is strongly associated with rising household incomes.
- Visitors spend more in counties with higher numbers of creative professionals.
- Creative design provides a competitive edge to manufacturing.

Rich cultural traditions in craft and music are sustainable place-based economic development opportunities that cannot be outsourced.

Cultural programs draw new talent and keep skilled workers.

Jobs in creative industries and creative occupations have remained stable and continue to grow despite recessions.

Creative North Carolina includes:

- Nonprofit arts, humanities and cultural organizations
- Audiences and cultural travelers
- Businesses producing innovative goods
- Artists, creative workers and entrepreneurs



Creative workers are drawn to communities that support the arts.

Both nonprofit and for profit businesses thrive because they are needed to bring original creative content into the economy.

Spending by creative industry businesses and consumers pumps revenue into local restaurants, hotels, retail stores and transportation. Galleries, bookstores, performing arts events, museums, historic sites, photography stores and music stores are examples of creative industries that bring unique North Carolina experiences to residents and visitors.

The North Carolina Arts Council partners with national research organizations to measure the strength of our creative economy.

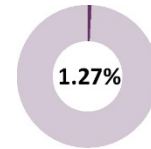
Data from EMSI, Economic Modeling Specialists Intl. through the WESTAF, Western States Arts Federation for the North Carolina Arts Council



Arts and Economic Prosperity is a national nonprofit organization and audience study conducted by Americans for the Arts (AFTA) every five years. Data obtained from surveys is analyzed to calculate the national, statewide, regional and local economic impact of the nonprofit cultural sector.

In 2015 the study found that:

- Nonprofit arts and culture are a \$2.12 billion industry.
- Nonprofit arts and culture support 71,977 full-time equivalent (FTE) jobs.
- Nonprofit arts and culture generate \$201.5 million in local and state government revenue.
- Nonprofit arts and culture organizations spend \$937.5 million annually.
- Nonprofit arts and culture organizations support 37,194 FTE jobs, nearly 10% of the full creative sector.
- Nonprofit arts and culture audiences spend \$1.18 billion annually.
- Of the 20 states conducting studies, North Carolina ranks 4th in total expenditures.



71,977
Nonprofit Arts and
Culture FTE Jobs

Direct Economic Activity	Arts and Culture Organizations	+	Arts and Culture Audiences	=	Total Industry Expenditures
Total Industry Expenditures	\$937,497,172		\$1,179,042,966		\$2,116,540,138

Total Economic Impact of Expenditures (Direct & Indirect Impacts Combined)	Economic Impact of Organizations	+	Economic Impact of Audiences	=	Total Economic Impact
Full-Time Equivalent (FTE) Jobs Supported	37,194		34,783		71,977
Household Income Paid to Residents	\$812,422,000		\$685,240,000		\$1,497,662,000
Revenue Generated to <u>Local</u> Government	\$29,829,000		\$64,714,000		\$94,544,000
Revenue Generated to <u>State</u> Government	\$44,804,000		\$62,105,000		\$106,909,000

Attendance to Arts and Culture Events	Resident* Attendees	+	Non-Resident* Attendees	=	All Cultural Audiences
Total Attendance to Arts and Culture Events	35,907,827		3,122,420		39,030,247
Percentage of Total Attendance	92.0%		8%		100%
Average Event-Related Spending Per Person	\$27.95		\$61.86		\$30.66
Total Event-Related Expenditures	\$605,032,236		\$574,010,730		\$1,179,042,966

Average Event-Related Expenditure	NC Resident Attendees	Non-Resident Attendees	All Cultural Audiences
Meals and Refreshments	\$14.45	\$21.92	\$15.04
Souvenirs and Gifts	\$6.79	\$12.73	\$7.26
Ground Transportation	\$2.52	\$7.02	\$2.88
Overnight Lodging (one night only)	\$1.78	\$16.78	\$2.98
Other/Miscellaneous	\$2.41	\$3.41	\$2.48
Average Event-Related Spending Per Person	\$27.95	\$61.86	\$30.64

Creative Industries

Industries included create, produce, distribute, supply or support original creative artistic or cultural intellectual property. National data provides counts of the actual number of North Carolina workers who have *any type of job* in a creative industry. The 2015 data documents that:

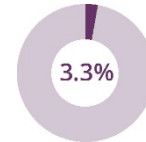
- Creative Industries are directly and indirectly responsible for nearly 382,000 full time, part time and sole proprietor jobs, 6.8 percent of North Carolina’s overall workforce.
- These creative industry jobs generate more than \$16 billion in wages, salaries and benefits.
- Creative Industries in North Carolina generate \$26 billion in revenues and \$10 billion in exports.

Creative Industry Jobs

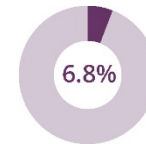
There are different types of creative industries.

**Independent Artists, Writers & Performers/Theater, Dance & Music companies have the third greatest number of creative sector jobs.*

Publishing & Printing	<i>newspapers, books, software, lithographers</i>	39,300
Entertainment & Information	<i>film, television, radio, advertising</i>	37,192
Artists*	<i>theaters, dance, music, writers</i>	35,138
Design Services	<i>architects, designers, photographers</i>	30,045
Retail	<i>jewelers, book stores, art dealers, florists</i>	21,866
Community Services	<i>libraries, museums, fine arts schools, arts councils</i>	14,072
Design Manufacturing	<i>pottery, jewelry, musical instruments, woodwork</i>	11,417



189,030
All workers in the creative industries

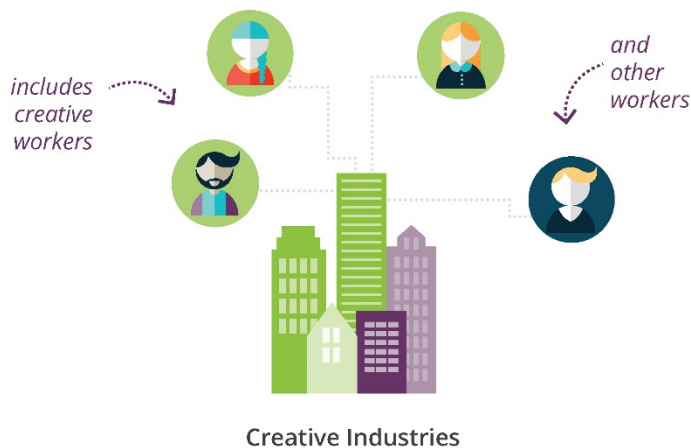


381,974
Creative Industry Direct & Indirect Jobs



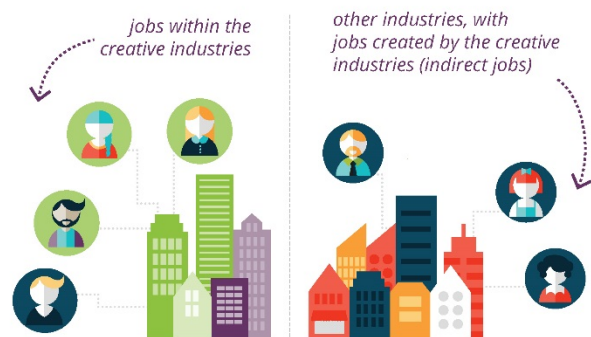
All Workers in Creative Industries **189,030 jobs**

North Carolina has 189,030 total workers within the creative industries, which is more than 3% of the state’s workforce.



Indirect and Direct Jobs in Creative Industries **381,974 jobs**

North Carolina’s creative industries create jobs in other industries, referred to as indirect jobs. Indirect jobs and jobs within the creative industries are responsible for 381,974 jobs. This figure represents over 6% of the state’s workforce.



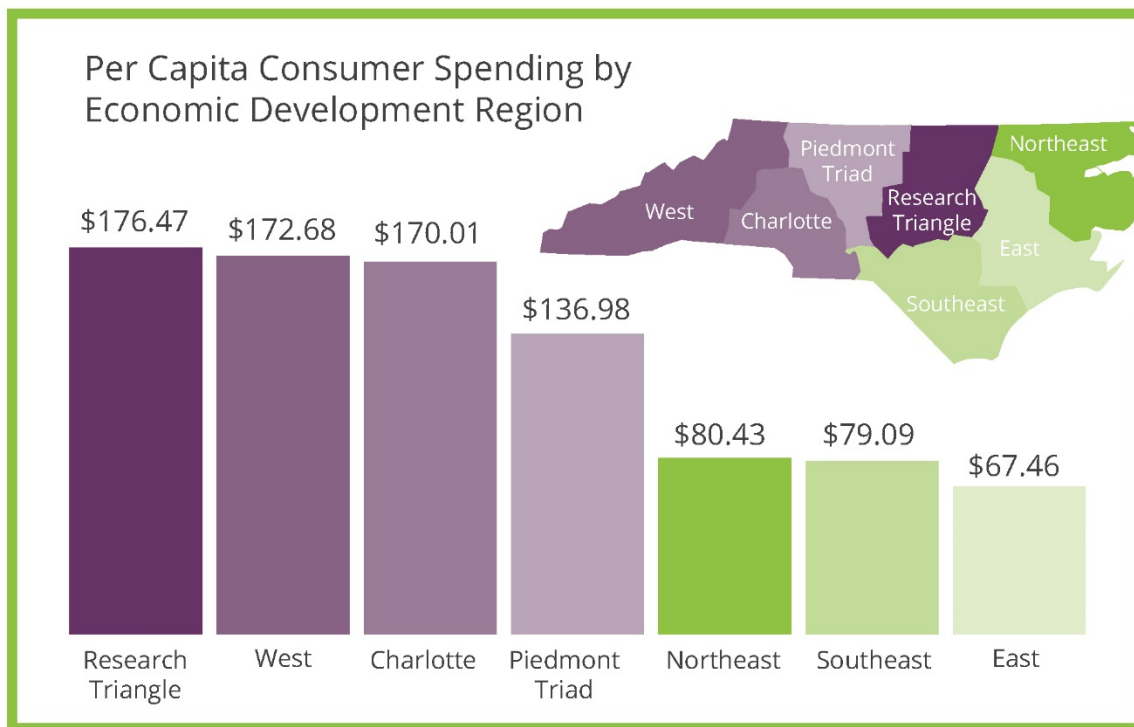
Consumer Spending

A strong arts presence generates spending which in turn pumps revenue into the local economy.

A strong arts infrastructure in all 100 counties keeps North Carolina competitive. Artists, local arts councils and nonprofit arts groups attract and retain the creative workforce. Creative people want to live and work in the vibrant communities strengthened by local arts programs.

Creative Industries Revenues

A select group of consumer oriented industries* generates average sales of \$142 per person. More than half of this spending is at art galleries and purchases from individual artists.



* The selected industries include sales in photography, music, book and record stores as well as art gallery and individual artist sales and performing arts participation.

Creative Economy Codes Used

51 Creative Occupations

SOC Code	Description [15 supplemental occupations unique to NC highlighted]
13-1011	Agents and Business Managers of Artists, Performers, and Athletes
17-1011	Architects, Except Landscape and Naval
17-1012	Landscape Architects
19-3091	Anthropologists and archeologists
19-3093	Historians
21-2021	Directors, Religious Activities
25-4011	Archivists
25-4012	Curators
25-4013	Museum Technicians and Conservators
25-4021	Librarians
25-4031	Library technicians
27-1011	Art Directors
27-1012	Craft artists
27-1013	Fine Artists including Painters, Sculptors, and Illustrators
27-1014	Multi-Media Artists and Animators
27-1019	Artists and related workers, all other
27-1021	Commercial and Industrial Designers
27-1022	Fashion Designers
27-1023	Floral Designers
27-1024	Graphic Designers
27-1025	Interior Designers
27-1026	Merchandise displayers and window trimmers
27-1027	Set and Exhibit Designers
27-1029	Designers, all other
27-2011	Actors

27-2012	Producers and Directors
27-2031	Dancers
27-2032	Choreographers
27-2041	Music Directors and Composers
27-2042	Musicians and Singers
27-3011	Radio and Television Announcers
27-3031	Public Relations Specialists
27-3041	Editors
27-3042	Technical Writers
27-3043	Writers and Authors
27-3099	Media and Communication Workers, All Other
27-4011	Audio and Video Equipment Technicians
27-4012	Broadcast Technicians
27-4014	Sound Engineering Technicians
27-4021	Photographers
27-4031	Camera Operators, Television, Video, and Motion Picture
27-4032	Film and Video Editors
27-4099	Media and Communication Equipment Workers, All Other
39-3031	Ushers, lobby attendants, and ticket takers
39-3092	Costume attendants
39-3099	Entertainment attendants and related workers, all other
40-848	Advertising and Promotions Managers
43-4121	Library assistants, clerical
48-153	Public Relations Managers
49-9063	Musical Instrument Repairers and Tuners
51-9071	Jewelers and precious stone and metal workers

11,199 establishments in 73 Industry Sectors

NAICS	Sector Description
312120	Breweries
312130	Wineries
323111	Commercial Printing
323113	Commercial Screen Printing
323117	Books Printing
323120	Support Activities for Printing
325992	Photographic Film, Paper, Plate, and Chemical Manufacturing
327110	Pottery, Ceramics, and Plumbing Fixture Manufacturing
327212	Other Pressed and Blown Glass and Glassware Manufacturing
332323	Ornamental and Architectural Metal Work Manufacturing
337212	Custom Architectural Woodwork and Millwork Manufacturing
339910	Jewelry (except Costume) Manufacturing
339992	Musical Instrument Manufacturing
423940	Jewelry, Watch, Precious Stone, and Precious Metal Merchant Wholesalers
424920	Book, Periodical, and Newspaper Merchant Wholesalers
448310	Jewelry Stores
451130	Sewing, Needlework, and Piece Goods Stores
451140	Musical Instrument and Supplies Stores
451211	Book Stores
453110	Florists
453920	Art Dealers
511110	Newspaper Publishers
511120	Periodical Publishers
511130	Book Publishers
511191	Greeting Card Publishers
511199	All Other Publishers
511210	Software Publishers
512110	Motion Picture and Video Production
512120	Motion Picture and Video Distribution
512131	Motion Picture Theaters (except Drive-Ins)
512191	Teleproduction and Other Postproduction Services
512199	Other Motion Picture and Video Industries
512210	Record Production
512220	Integrated Record Production/Distribution
512230	Music Publishers

512240	Sound Recording Studios
512290	Other Sound Recording Industries
515111	Radio Networks
515112	Radio Stations
515120	Television Broadcasting
515210	Cable and Other Subscription Programming
519110	News Syndicates
519120	Libraries and Archives
519130	Internet Publishing and Broadcasting and Web Search Portals
541310	Architectural Services
541320	Landscape Architectural Services
541340	Drafting Services
541410	Interior Design Services
541420	Industrial Design Services
541430	Graphic Design Services
541490	Other Specialized Design Services
541810	Advertising Agencies
541850	Display Advertising
541860	Direct Mail Advertising
541890	Other Services Related to Advertising
541921	Photography Studios, Portrait
541922	Commercial Photography
611610	Fine Arts Schools (Private)
711110	Theater Companies and Dinner Theaters
711120	Dance Companies
711130	Musical Groups and Artists
711190	Other Performing Arts Companies
711310	Promoters of Performing Arts, Sports, and Similar Events with Facilities
711320	Promoters of Performing Arts, Sports, and Similar Events without Facilities
711410	Agents and Managers for Artists, Athletes, Entertainers, and Other Public Figures
711510	Independent Artists, Writers, and Performers
712110	Museums
712120	Historical Sites
811420	Reupholstery and Furniture Repair
812921	Photofinishing Laboratories (except One-Hour)
812922	One-Hour Photofinishing
813211	Grantmaking Foundations
813219	Other Grantmaking and Giving Services